


# Project Intervention logic & development

---

Project Management training  
26-27 April 2018 | Malta

**Ivano Magazzù, Interact**

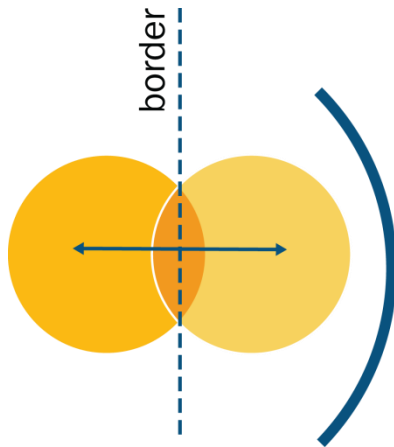


# Inspiration

Every project starts with an **idea** which is inspired by a **need** or a **problem** that has been insufficiently solved, or not solved at all.

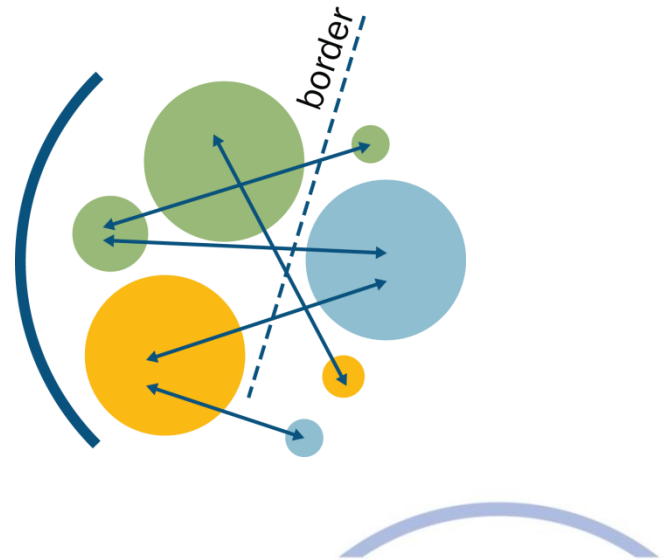
The Interreg context

**joint need**

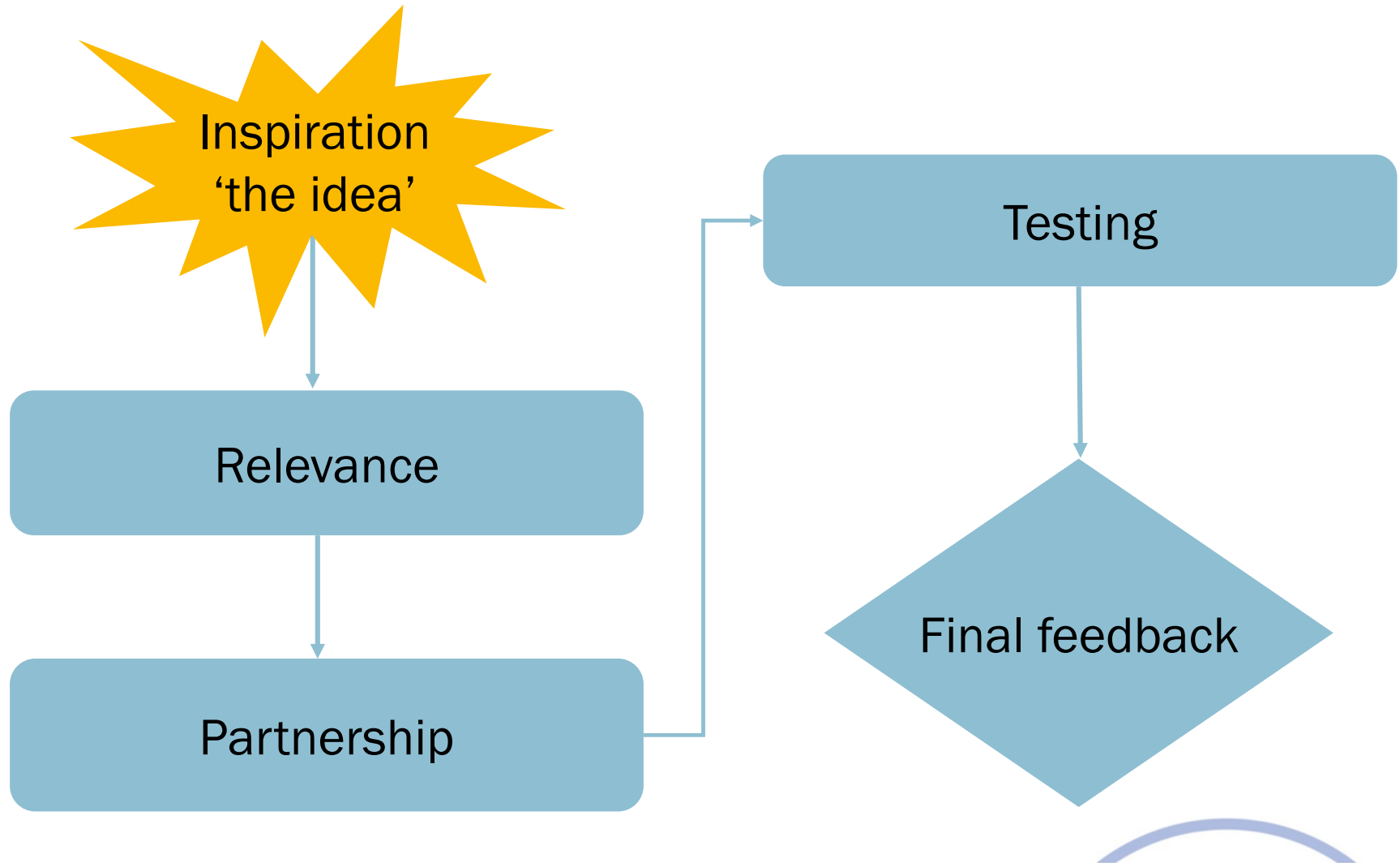


**vs.**

**common need**



# What happens at this stage?



# Is this the right programme for us?

Confirming the **relevance of the project idea** is a key starting point for a successful project.

Each project is part of a **programme strategy** where the thematic focus and expected results are defined by the programme. The framework set by the programme defines the type of beneficiaries as well as the indicative type of activities.



# Project idea relevance

- Does the project idea fit into the programme strategy? (i.e. What are the relevant territorial challenges addressed by the project?)
- Does the project idea link to other strategies/policies on the regional / national / EU level?
- Has previous work and knowledge been taken into account?
- Does the project demonstrate new solutions that go beyond the existing practice in the sector/programme area/participating countries or does it adapt and implement already developed solutions?



# What do we want to achieve?



The project idea shall represent a **joint agreement** of the **project result** - what is to change, where and for whom.

**Start with the result in mind!**



# Partnership

There is no one golden solution for the right partnership.

It depends on what is to be achieved.

In general, the right partners are those who can turn your idea into a unified set of activities and convincing results.

Key criteria for partners are:

- Shared needs and complementary expertise
- Knowledge of the relevant issues
- Commitment, enthusiasm and trust
- Financial reliability

**Partnerships must not be put together  
to impress the programme!**



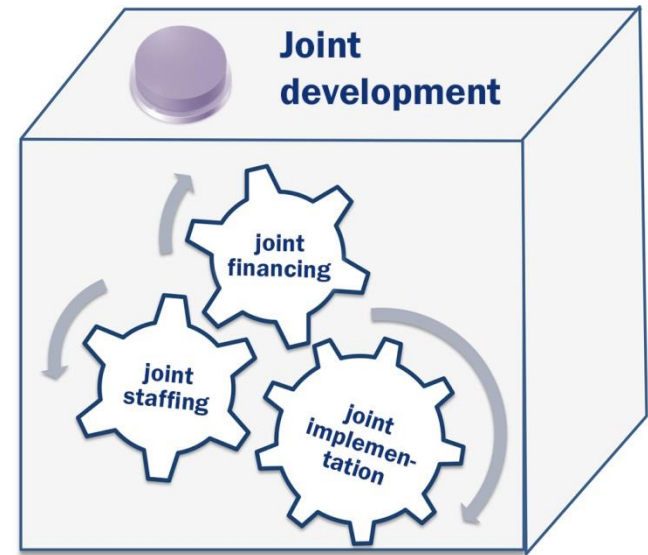
# Secure success

- **Which** categories and/ or organisations need to be involved? (division into priorities)
- **Who** are the most relevant people within the organisations? (field of expertise, position)
- **What** is our aim in involving them? (political backing, end-users, etc.)
- **What** are their needs? **What's** in it for them?
- **How** do we want to involve them? (conferences, Steering Group, piloting)
- **When** should they be involved?
- Do they have any other **conflicting interests** that might cause risks to the project?



# Partner roles

- Lead partner
- Project partner
- Assimilated partner
- Associated partner / Observer



- Project manager
- Work package leader
- Working group leader



# The Lead Partner Principle



The Lead Partner Principle (LPP) is one of the most important features of Interreg programmes.

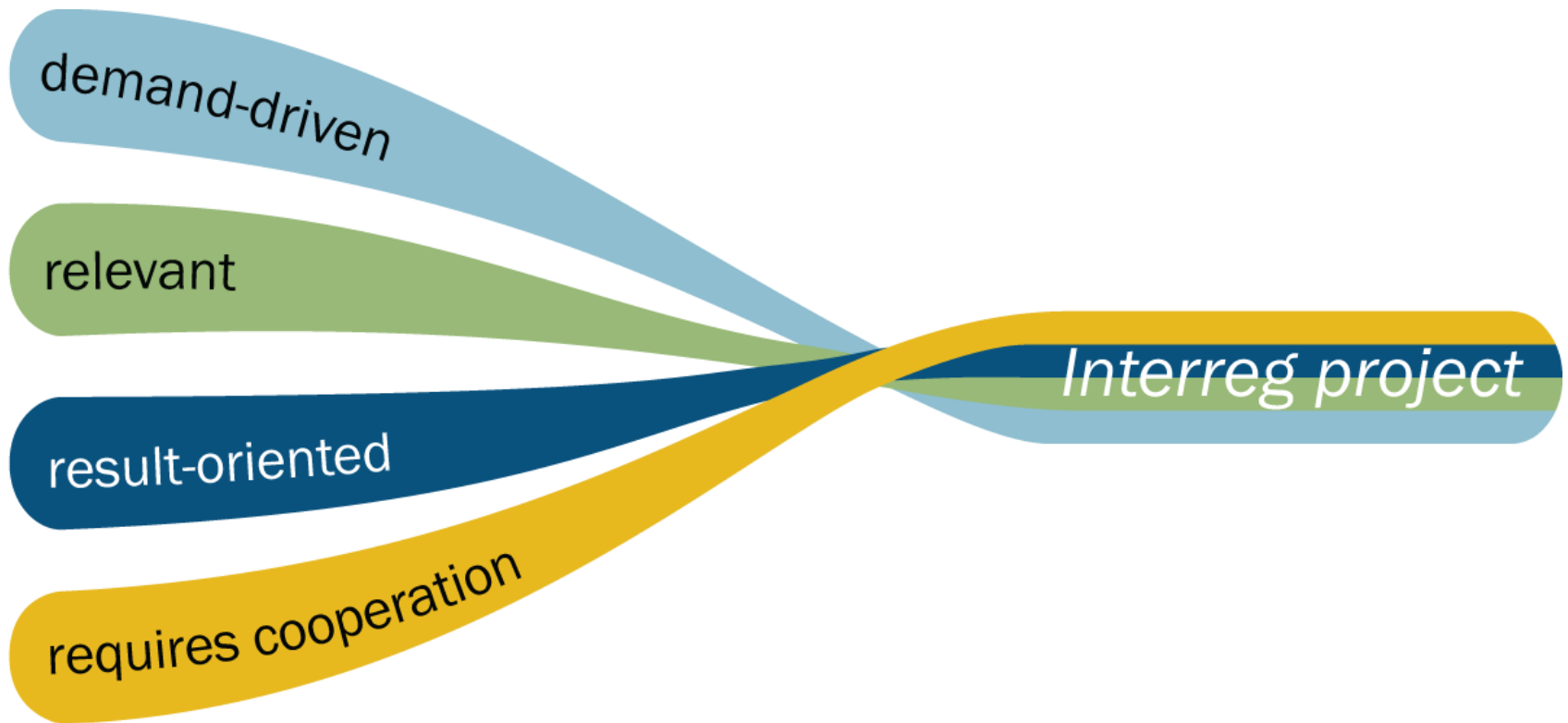
The lead partner is the formal link between the project partners and the respective programme.

Main (key) responsibilities:

- Partnership-building process.
- Formulating objectives together with other partners; project plan and structure of activities.
- Coordinating between project partners, keeping them involved and ensuring that their suggestions are taken on board.



# Project characteristics



# What makes a project stand out?

Passion

Innovativeness

Clear contribution  
to programme  
strategy

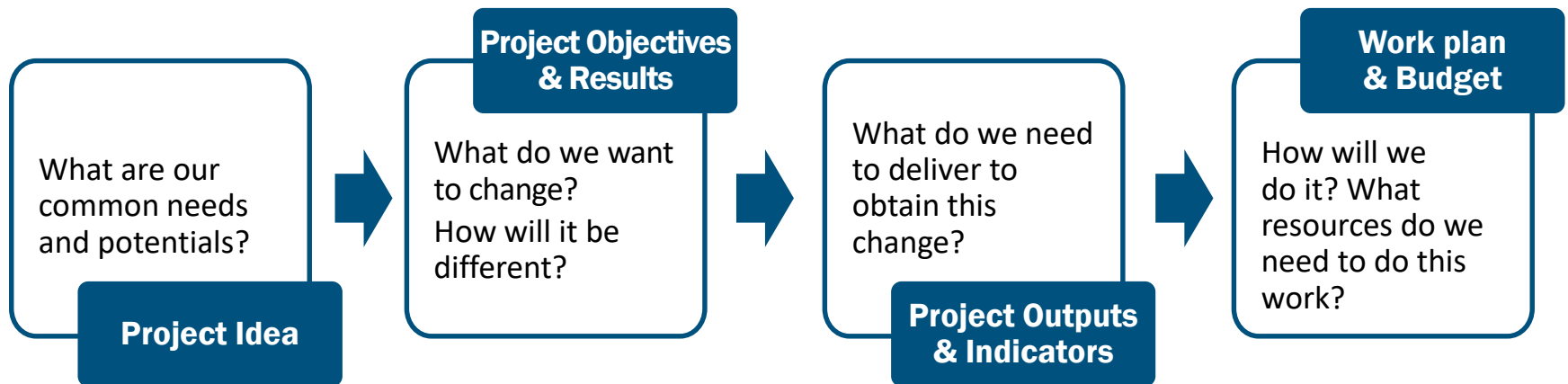
Relevant/novice  
partnership

Targeted  
approach/scope

Stakeholder  
contribution and  
involvement



# Project intervention logic



# Project objectives

Overall objective	Specific objective
It relates to the <b>strategic aspects</b> of the project and provides overall context for what the project is trying to achieve.	A <b>concrete statement</b> describing what the project is <b>trying to achieve</b> and for which it requires the production and use of the project outputs.
→ To reduce the impact of fires to the environment and population in the Tamtam lake area.	→ To establish a cross-border Coordinated Response Protocol (CPR) in case of fire in the Tamtam lake area.



# Project results and outputs

Project result	Project main output
<p>The <b>immediate advantage</b> of carrying out the project telling us about <b>the benefit</b> of using the project main outputs. It should indicate <b>the change</b> the project is aiming for.</p>	<p>The product of the activities funded telling us what has actually been <b>produced for the money given</b> to the project. It contributes directly to the achievement of the project result.</p>
<p>→ 40 % decrease in surface areas affected by fire in the Tamtam lake area.</p>	<p>→ 1 joint protocol (communication protocol for coordinated response of the firemen brigades in municipalities Glokula, Zadni and Murburg)</p> <p>→ Surface area of 1.478 km<sup>2</sup> covered by project's measures</p>

# Project results and outputs

Project result	Project main output
The <b>immediate advantage</b> of carrying out the project telling us about <b>the benefit</b> of using the project main outputs. It should indicate <b>the change</b> the project is aiming for.	The product of the activities funded telling us what has actually been <b>produced for the money given</b> to the project. It contributes directly to the achievement of the project result.
→ 40 % decrease in surface areas affected by fire in the Tamtam lake area.	→ 1 joint protocol (communication protocol for coordinated response of the firemen brigades in municipalities Glokula, Zadni and Murburg) → Surface area of 1.478 km <sup>2</sup> covered by project's measures

# Quality characteristics of project outputs

Capture what the  
resources are  
spent on

Clear contribution  
to programme  
output indicators

Measurable  
targets

Target groups  
involvement

Durable

Transferable  
(if possible)



# Project intervention logic

<b>Overall objective</b> <ul style="list-style-type: none"><li>→ To reduce the impact of fires to the environment and population in the Tamtam lake area.</li></ul>	<b>Specific objective</b> <ul style="list-style-type: none"><li>→ To establish a cross-border Coordinated Response Protocol (CPR) in case of fire in the Tamtam lake area.</li></ul>
<b>Project result</b> <ul style="list-style-type: none"><li>→ 40 % decrease in surface areas affected by fire in the Tamtam lake area.</li></ul>	<b>Project main output</b> <ul style="list-style-type: none"><li>→ 1 joint protocol (communication protocol for coordinated response of the firemen brigades in municipalities Glokula, Zadni and Murburg)</li><li>→ Surface area of 1.478 km<sup>2</sup> covered by project's measures</li></ul>



# Check list: What is a good project?



## Project/programme coherence

- Relevance to specific programme area needs.
- Contribution to programme objectives, results and outputs.
- Clear need for cooperation across the border.
- Identification and involvement of stakeholders throughout the project.
- Long lasting solutions and effects.

## Internal project coherence

- Sound project objectives with a logical flow between objectives, results, outputs and activities.
- Clear division of roles and responsibilities on the basis of specialisation and capabilities of partners.
- Well-defined and realistic work plan.
- Convincing unity of the project application.



# Cooperation works

All materials will be available on:

**[www.interact-eu.net](http://www.interact-eu.net)**

---

